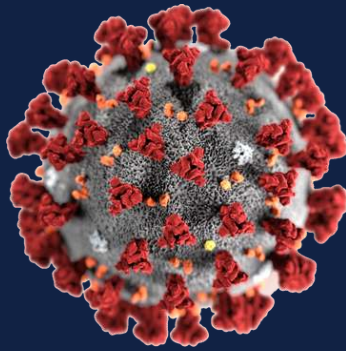


COVID-19 CAMPUS TRACKER

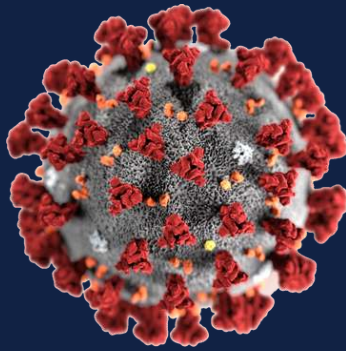


UPDATED January 20, 2022

| DATE | EMPLOYEE/ STUDENT | FULLY VACCINATED? |
|-----------------|----------------------|----------------------|
| week of 7-19-21 | 1 employee | yes |
| week of 7-26-21 | 2 employees | yes for both |
| week of 8-2-21 | 1 employee | no |
| week of 8-2-21 | no cases reported | n/a |
| week of 8-9-21 | no cases reported | n/a |

The chart includes all reported confirmed positive COVID-19 tests from the week of July 19th, 2021 to the present. Our goal is accuracy.

COVID-19 CAMPUS TRACKER



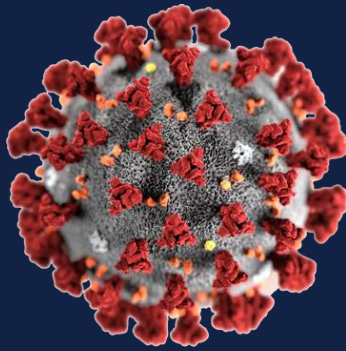
Andrew College 1854

UPDATED January 20, 2022

| DATE | EMPLOYEE/ STUDENT | FULLY VACCINATED? |
|-----------------|----------------------|----------------------|
| week of 8-16-21 | no cases reported | n/a |
| week of 8-23-21 | 1 employee | undisclosed |
| week of 8-30-21 | no cases reported | n/a |
| week of 9-6-21 | 2 students | not fully vaccinated |
| week of 9-13-21 | 1 staff | fully vaccinated |
| week of 9-20-21 | 1 staff | fully vaccinated |

The chart includes all reported confirmed positive COVID-19 tests from the week of July 19th, 2021 to the present. Our goal is accuracy.

COVID-19 CAMPUS TRACKER



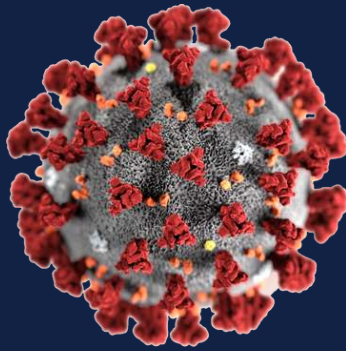
Andrew College 1854

UPDATED January 20, 2022

| DATE | EMPLOYEE/ STUDENT | FULLY VACCINATED? |
|------------------|----------------------|----------------------|
| week of 9-27-21 | no cases reported | n/a |
| week of 10-04-21 | no cases reported | n/a |
| week of 10-11-21 | no cases reported | n/a |
| week of 10-18-21 | no cases reported | n/a |
| week of 10-25-21 | no cases reported | n/a |
| week of 11-1-21 | no cases reported | n/a |

The chart includes all reported confirmed positive COVID-19 tests from the week of July 19th, 2021 to the present. Our goal is accuracy.

COVID-19 CAMPUS TRACKER

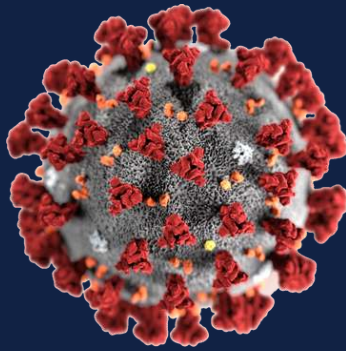


UPDATED January 20, 2022

| DATE | EMPLOYEE/ STUDENT | FULLY VACCINATED? |
|------------------|----------------------|----------------------|
| week of 11-8-21 | no cases reported | n/a |
| week of 11-15-21 | no cases reported | n/a |
| week of 11-22-21 | no cases reported | n/a |
| week of 11-29-21 | no cases reported | n/a |
| week of 12-6-21 | no cases reported | n/a |
| week of 12-13-21 | no cases reported | n/a |

The chart includes all reported confirmed positive COVID-19 tests from the week of July 19th, 2021 to the present. Our goal is accuracy.

COVID-19 CAMPUS TRACKER



UPDATED January 20, 2022

| DATE | EMPLOYEE/ STUDENT | FULLY VACCINATED? |
|------------------|------------------------------------|--------------------------------|
| week of 12-20-21 | no cases reported | n/a |
| week of 12-27-21 | no cases reported | n/a |
| week of 1-3-22 | no cases reported | n/a |
| week of 1-10-22 | 8 student cases 1 employee case | 6 of 9 are fully vaccinated |
| week of 1-17-22 | 2 student cases 1 employee case | 1 of 3 are fully vaccinated |

The chart includes all reported confirmed positive COVID-19 tests from the week of July 19th, 2021 to the present. Our goal is accuracy.